



Makes Maths Fun

Level 1

Mass

Bloomsmath is a comprehensive mathematics program which provides a fun way for every student to be learning to the best of their ability.

By Rachel McCann (B.Teach; B.Ed Hons; M.ED (Special Ed.))



Makes Maths Fun

Also Available in the Level 1 Program

Whole Number
Addition
Subtraction
Multiplication & Division
Fractions & Decimals
Probability
Patterns & Algebra
Data
Length
Area
Volume
Time
3D Shape
2D shape
Position

Mass

Level 1 is designed for students in their first year at school. The Mass strand allows students to compare and describe the mass of two objects.

Knowledge: Students are provided with sets of 2 pictures and they must compare these to identify the heavier item in each pair.



Students who demonstrate proficiency in this activity move on to Comprehension.



Students stop here as they require additional teacher support to master this activity.

Comprehension: Students are shown items pictured on an equal arm balance and must identify those scales which are shown correctly so that the heavier item is on the downward side of the scale..



Students who demonstrate proficiency in this activity move on to Application.



Students stop here if time has run out or they require additional support with this activity.

Application: Students must count varying numbers of boxes to compare weights and identify the heavier set of boxes in each pair.



Students who demonstrate proficiency in this activity move on to Analysis.



Students stop here if time has run out or they require additional support with this activity.

Analysis: Students must count boxes on an equal arm balance and circle those scales which correctly show the heavier number of boxes on the downward side of the scale.



Students who demonstrate proficiency in this activity move on to Synthesis.



Students stop here if time has run out or they require additional support with this activity.

Synthesis: Students are given equal arm balances and a selection of boxes and must draw boxes on the blank side of the scale to make the scale appear correct.

Evaluation: Suggested questions and activities provide a starting point for discussions related to Mass such as why a balloon is larger than a tennis ball yet its mass is less.



Students may complete more or fewer activities for each learning outcome depending on the time allocated and their strength in the area being covered.



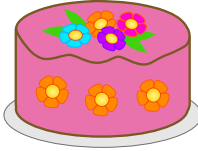

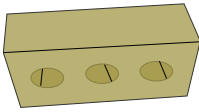















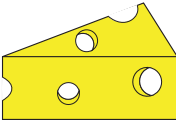


All students should participate in the Evaluation discussion to encourage the use of mathematical language, logical reasoning and reflection on that which they have completed.

Name: _____

Heavier And Lighter

Circle the heavier item in each pair.

1.			8.		
2.			9.		
3.			10.		
4.			11.		
5.			12.		
6.			13.		
7.			14.		

Mass - Level 1 - Students will compare and describe the mass of two objects.

Knowledge
Comprehension
Application
Analysis
Synthesis
Evaluation



Let's Try This Again



Progress To Comprehension

Name: _____

See-Saw

Circle the correct equal arm balances where the heavier item is on the downward side of the scale.



Knowledge

Comprehension

Application

Analysis

Synthesis

Evaluation

Mass - Level 1 - Students will compare and describe the mass of two objects.



Let's Try This Again



Progress To Application

Name: _____

More Is More.

Circle the heavier collection of boxes in each pair.

1.



6.



2.



7.



3.




8.



4.



9.



5.



10.



Mass - Level 1 - Students will compare and describe the mass of two objects.

Knowledge

Comprehension

Application

Analysis

Synthesis

Evaluation



Let's Try This Again

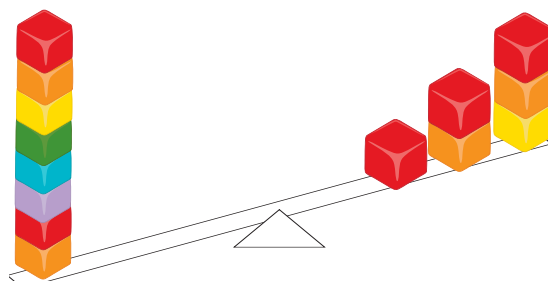
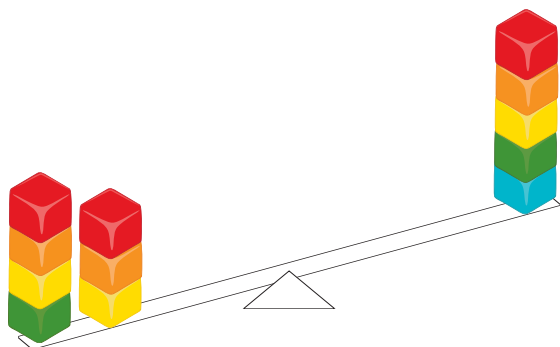
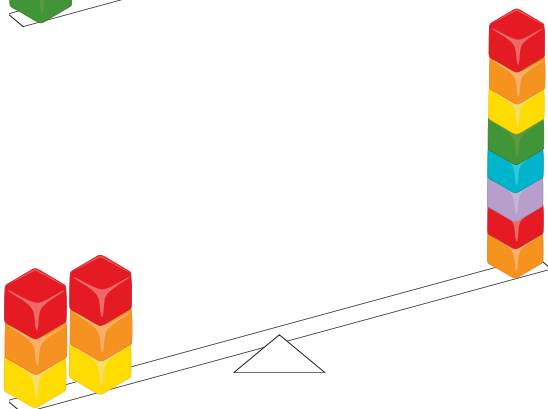
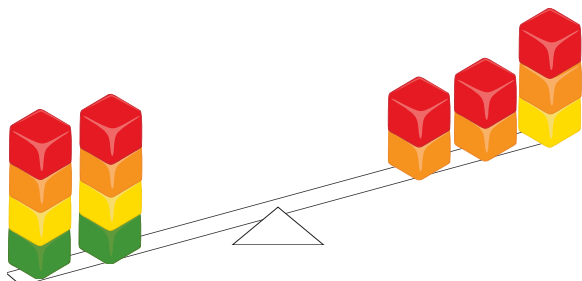
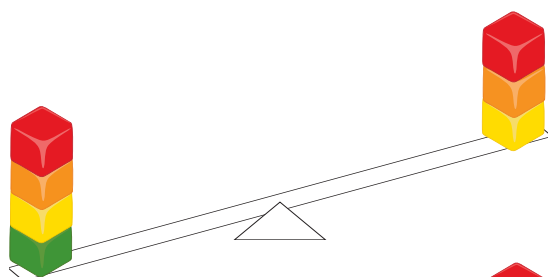
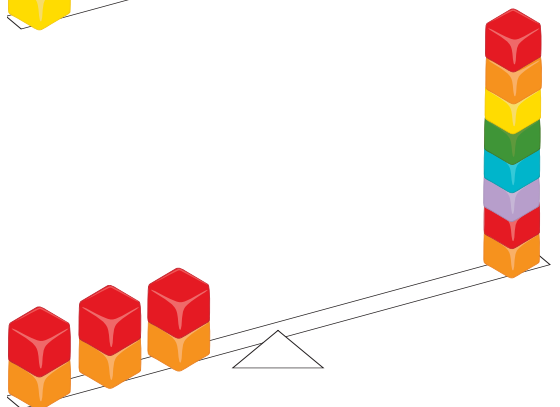
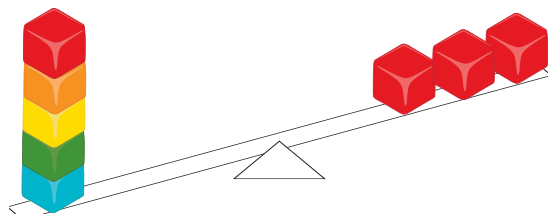
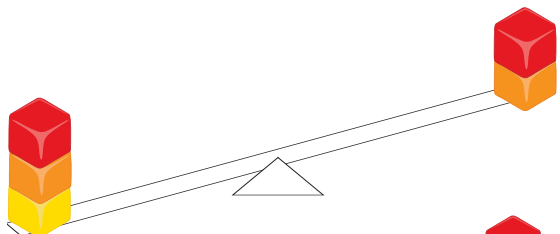


Progress To Analysis

Name: _____

See The Boxes I Saw

Circle the correct equal arm balances below.



Knowledge

Comprehension

Application

Analysis

Synthesis

Evaluation

Mass - Level 1 - Students will compare and describe the mass of two objects.



Let's Try This Again

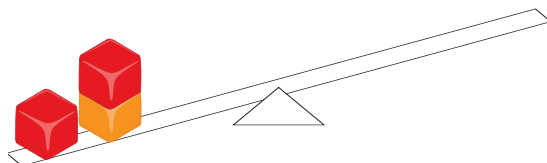
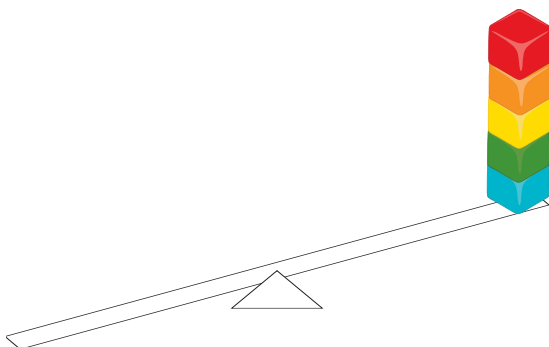

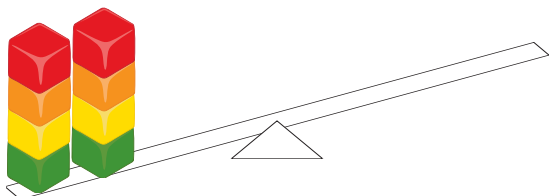
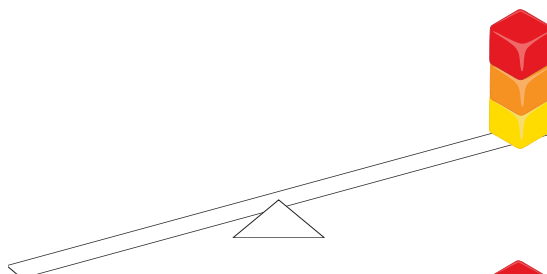
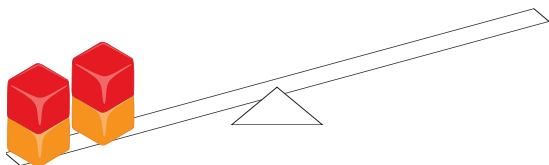
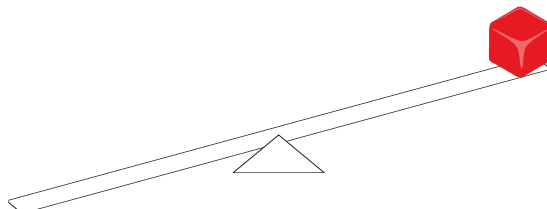
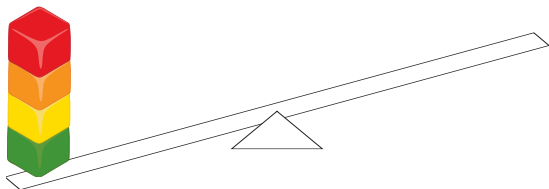


Progress To Synthesis

Name: _____

More See-Saws

Draw boxes to make the equal arm balances correct.



Knowledge

Comprehension

Application

Analysis

Synthesis

Evaluation

Mass - Level 1 - Students will compare and describe the mass of two objects.



Let's Try This Again



Progress To Evaluation

Mass Discussion

The following questions and activities are provide as a starting point for fun discussions related to Mass. During these conversations students will have an opportunity to use appropriate mathematical language in its correct context, to engage in reflection on the Mass activities they have completed and to use logical reasoning to tie their in-class mathematics to its everyday context.



Does an item have to be bigger to be heavier?



Why are big things normally heavier than small things?



Why is a balloon lighter than a tennis ball?



Why does a sponge change its weight but not its size.



What happens on an equal arm balance when things weight the same amount?



How many differnt types of scales can the children describe?
(Excluding fish and musical)

